


KW Trams

KW 050 Sunderland 85

Parts




1. Roof	x2
2. Side	x2
3. Bogie side	x4
4. Platform	x2
5. Bulkhead	x2
6. Lifetray	x2
7. Controller	x2
8. Handbrake	x2
9. Driver vestibule	x2
10. Step	x2
11. Platform seat	x2
12. Longitudinal seats	x4
13. Side lifeguards	x2
14. End lifeguards	x1
15. Roof bump sides	x2
16. Roof bump top	x1
17. Torpedo vents	x4

Build Steps

1. Attach a bulkhead to each side.



2. Attach one bulkhead / side to the roof. Fix the driver vestibule in place.




3. Fit the other bulkhead / side & driver vestibule to build the complete body.



4. Fit the platform inside the body at each end.



5. With model inverted, fit the steps, lifetrays and side and end lifeguards.



6. If required, build the roof bump and fit to the centre of the roof.



7. If required, drill holes and fit the torpedo vents to the roof.

